

Please Print and fill out each blank. Date you want the rental _____

weather: _____

Kayak Crisfield

Paddles _____

wind : _____

65-C Richardson Ave.

Vest _____

Boat #: _____

Crisfield, MD 21817

Camp st _____

Initials: _____

www.kayakCrisfield.com

Location _____

Amount \$ _____

443-783-2486

Canoe _____ Single Kayak _____ Tandem Kayak _____ Power Boat _____ Paddle board _____

Fishing poles _____ Crabbing Lines # _____ Crabbing Net _____ Crab Traps _____

Bait _____ Kayak Tour _____ Birding Tour _____ Cake Making Class _____

Crab Cake making Class _____ Other _____

Must be 18 years older to rent:

*Date/ Time _____

*Return Date/Time: _____

Participant's Name _____

Address _____

Birth Date _____ Phone _____ Email _____

Have you rented kayaks from us before? _____ Yes _____ No

Are you in good physical health? _____ Yes _____ No

List any physical conditions: _____

Any Serious Medical Conditions: _____

Names of All the People that would be using the Rentals:

____ name _____ age _____

Photo ID Required:

\$100.00 Stranded Fee Initials: _____ (this means if I am too lazy and
don't feel like kayaking no more- we will come get you) if it is a medical
emergency we will call 911

Power Boat rentals Only:

Have you driven a power boat before Yes _____ No _____

Do you have a Boater's License Yes _____ No _____

I am responsible for all my damages _____ Initials

I have inspected the boat before renting for damages _____ initials

I understand that I cannot leave the boat unattended _____ initials

Dockside Safety Checklist for Rented or Leased Boats

The Maryland Natural Resources Police recommends any person, business or organization that offers a motorized vessel for rent or lease to provide the designated boat operator with this Dockside Safety Checklist.

Anyone who is authorized to operate such craft, or supervise the operation of such craft (even if they possess a valid certificate of boating safety education) should review and initial each item on the checklist and keep a copy on board while operating.



☐ I acknowledge that rental company staff have explained to me the local laws and regulations and has provided me with a list of illegal and reckless operation of this vessel.



☐ I understand that this boat has brakes, so that stopping quickly is not difficult or impossible – especially when going too fast.



☐ I understand that using alcohol, illegal drugs, and some prescription medications may make me unable to operate this boat safely.



☐ I understand that if there is the risk of a collision, it is my responsibility to slow down, stop, and/or steer away.

☐ I will not operate this boat or allow anyone else to operate this boat while under the influence of alcohol and/or drugs.



☐ I understand that when I meet another boat head-on, I should steer to the left (starboard).



☐ I will make sure everyone on board has a properly fitted and properly adjusted U.S. Coast Guard-approved life jacket and know how to put it on.



☐ I understand that when I overtake another boat, I should pass on the left (port) side and leave plenty of room.

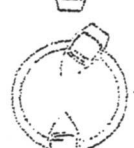
☐ I understand that my passengers and I should wear a U.S. Coast Guard-approved life jacket at all times when boating.



☐ and yield (give way) to that boat. If conditions allow it, I may pass on the right (starboard) side.



☐ I have assigned one responsible adult to keep track of the whereabouts and safety of each child on board.



☐ I understand that when I cross the path of another boat, I should yield (give way) to a boat on my right (starboard).

☐ I understand that all children under the age of 13 must WEAR their life jacket and that all children under the age of 4 must WEAR their life jacket with a grab handle, headrest and crotch strap at all times while underway.



☐ I understand that I should yield (give way) to all boats under sail.



☐ I understand that this boat is powerful, and that it may be easy to lose control if I go too fast, turn too quickly, or encounter the wake of another boat.



☐ I will make sure that there is a lookout other than the boat operator when passengers or parts of this boat obstruct the operator's view.

☐ I will not operate this boat at speeds that are unsafe for the conditions.



☐ I understand that there is an awareness zone that includes the front (bow), sides (gunwales), rear (stern) and swim platform, and extends 30 feet around the boat.



☐ I will take a head count to make sure all passengers are present and accounted for before starting the motor.



☐ I will anchor where it is easy for other boats to see this boat (so long as the area is anchorable). I will never anchor from the rear (stern) of the boat.



☐ I understand that it is best for all passengers to remain seated whenever this boat is in motion.

☐ I understand that it is illegal to sit on the front (bow), sides (gunwales), rear (stern), and/or swim platform of the boat while it is moving. A person can fall overboard and be struck, or fatally injured by the boat propeller.



☐ I understand that falling into cold water can lead to cold-water shock and hypothermia, which will impede my ability for self-rescue, even if I am a good swimmer.



☐ I will instruct my passengers to stay seated and have a firm grip on the boat.



☐ I have read the instructions on how to use the navigation lights and anchor lights on this boat and I will display them properly if operating at night or when visibility is poor.



☐ I understand that the motor of this boat produces carbon monoxide, a colorless, odorless, and lethal gas that can quickly affect people in the awareness zone.



☐ I confirm that rental company staff has informed me about local hazards, such as shallow water, submerged objects, currents, and weather conditions. A list is attached.



☐ I will ensure that those engaged in tow sports wear a properly fitted and properly adjusted U.S. Coast Guard-approved life jacket. Spotters and designated operators must be at least 12 years of age.



☐ I understand that five short blasts of a horn or whistle signal danger or need for assistance.



☐ I have been informed that this boat can safely accommodate _____ pounds or _____ people, whichever is less.

☐ I understand that overloading this boat is unsafe and against the law.



☐ I understand that it is recommended that I take a safe boating course approved by the Maryland Natural Resources Police and the National Association of State Boating Law Administrators, which would help me when I rent or operate boats.

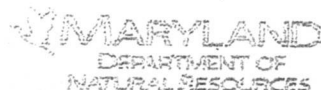
Pontoon 11 People / 1400 lbs // SKIFF 600 lbs 4 people
Rental Agent Name (printed) Kayak Crisfield LLC

Rental Agent Signature [Signature] Date _____

Renter Name (printed) _____

Renter Signature _____ Date _____

*Be responsible, be safe, have fun and take a boating safety course.
Call 410-643-2502 or 800-628-9944, or visit dn.maryland.gov/fish for more info.*



Larry Hogan, Governor | Mark Belton, Secretary



STATE OF MARYLAND
NATURAL RESOURCES POLICE
TEMPORARY BOATING EDUCATION CERTIFICATE



10 DAY AFFIDAVIT EXEMPTION

FULL NAME _____
ADDRESS _____
CITY _____ STATE _____ ZIP _____
DATE OF BIRTH _____
RACE _____ SEX _____ HEIGHT _____ WEIGHT _____
DATE OF ISSUE _____ DATE OF EXPIRATION _____
CERTIFYING OFFICER/CLERK _____

FOR 10 DAY AFFIDAVIT EXEMPTION

I certify that I have read and understand the
Boating Safety Information provided.

Signature _____

YOU ARE REQUIRED TO HAVE THIS
CERTIFICATE IN YOUR POSSESSION AT
ALL TIMES WHEN OPERATING A NUMBERED
OR DOCUMENTED VESSEL IN THE STATE
OF MARYLAND.



MOTORIZED VESSEL LIVERY REGULATIONS

1. An operator of a motorized vessel, if born on or after July 1, 1972, must carry a NASBLA approved certificate of boating safety education. Livery operations under contract with the Department of Natural Resources (DNR), Natural Resources Police (NRP), are exempt from the boating safety education requirement if they comply with all the terms and conditions of the livery operator's contract.
2. ALL renters/operators who do not possess a NASBLA approved boating safety certificate, must read an information/safety sheet provided by the Department. Each renter/operator must read this safety document in order to rent and operate any motorized vessel.
3. All renters/operators must possess a valid form of identification and carry an original or current copy of that identification with them during the time of operation.
4. All persons on board a motorized vessel must have a US Coast Guard approved life jacket of appropriate size for the intended wearer.
5. A person may not operate or give permission to operate a motorized vessel in a negligent manner. Negligent operation includes but is not limited to: operating under the influence of alcohol or drugs; operating in a designated swim area; excessive speed in the vicinity of other boats; bow riding; or operating in a manner which endangers the life, limb, or property of any person, including the operator.
6. An individual may not operate or give permission to operate a motorized vessel if they are under the influence of alcohol, impaired by alcohol, impaired by any drug, combination of drugs, or combination of one or more drugs and alcohol that the person cannot ride a vessel safely; or impaired by any controlled dangerous substance, as defined in Criminal Law.

TIPS FOR SAFE OPERATION

1. Always WEAR your life jacket!
2. Show consideration for other boaters!
3. Maintain a proper lookout at all times!
4. Stay seated while the boat is moving.
5. Ride responsibly! Drinking and boating don't mix!



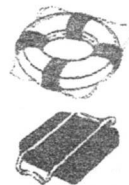
Wearable, offshore life jackets provide the most buoyancy and will turn most people face-up in the water.



Wearable, near-shore life jackets are good for calm water and may turn a person face-up in the water.



Wearable, ski-vest style life jackets are good for water sports but are not recommended for rough water. They will not turn most persons face-up in the water.



Throwable devices such as a life ring or seat cushion are designed to be thrown to someone in the water. Not intended to be worn.



Special-use life jackets are designed for specific activities and must be used in accordance with their labels.

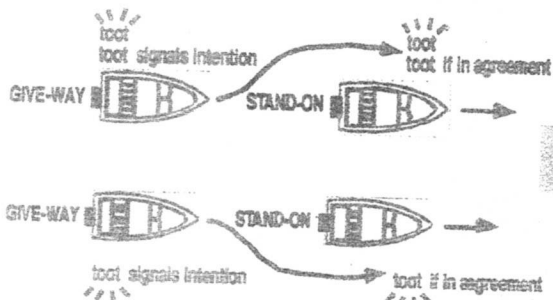
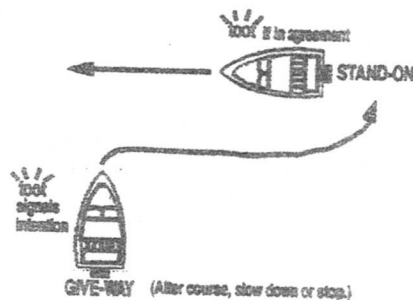
VERY IMPORTANT: If you can tug on your life jacket at your shoulders and it touches or goes above your ears, the life jacket is **TOO BIG**.

Either tighten the straps or get a smaller size.

All buckles, straps, ties and/or zippers must be fastened.

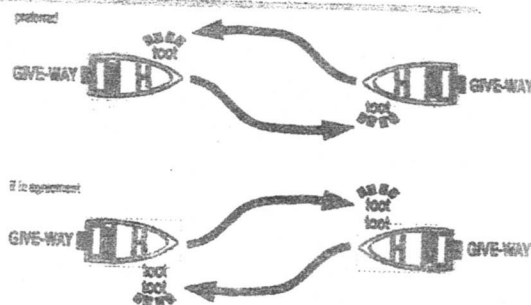
An inflatable life jacket can only be worn by someone 16 years of age or older. It must be worn at all times in order for it to count towards the requirement.

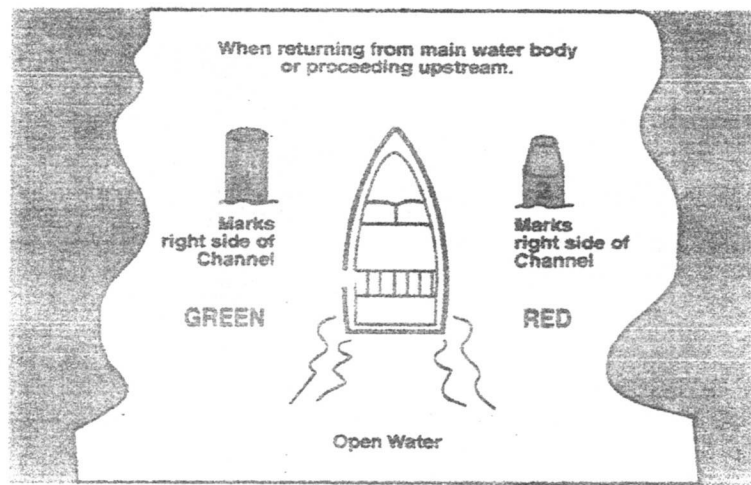
CROSSING



OVERTAKING

HEAD-ON






All-green and all-red companion buoys indicate that the boating channel is between them. The red buoy is on the right side of the channel when facing upstream.



RIDE INSIDE

Bow riding, or sitting on the edge of a moving boat, is ~~illegal~~. A fall can put you in the path of the propeller, resulting in death or ~~serious injury~~.

CONTROLLED AREA
EXAMPLES:
No Wake
Idle Speed
Ski Zone



DANGER or HAZARD
EXAMPLES:
Shallow Water
Stumps
Rocks



BOAT EXCLUSION AREA
EXAMPLES:
No Boats
Swim Area
Dam



Revised 4/2021

SAFE OPERATION

The designated operator(s) of a rented boat is responsible for any damage that he or she may cause the rented vessel as well as the safety of everyone onboard. Therefore, the designated operator(s) must be aware of every passenger and the vessel at all times!

Safe Speed

Boats should be operated at a speed that allows the operator to control the boat to avoid a collision. Minimum wake speed zones are posted and it is illegal to operate at speeds greater than minimum wake in these areas. Minimum wake refers to the slowest possible boat speed necessary to maintain steerage, not exceed 3 knots.

Risk of Collision

Maintaining a proper lookout is important to ensure that risk of collision is eliminated. It is every vessel operator's responsibility to avoid a collision.

In narrow channels, recreational vessels must not hamper the operation of large vessels that cannot operate outside the channels. Recreational vessels should operate to the starboard side of the channel.

Risk Management

Most accidents are the result of a simple mistake. Recognizing and acting upon accident warning signs can reduce your chances of being involved in a dangerous boating emergency. Pay attention to other boats, maintain a safe speed and always wear your life jacket. Drink plenty of fluids to avoid dehydration and recognize that the wind, waves, noise and vibration of the engine have an impact on your body.

Alcohol and Boating

It is illegal to operate a boat while under the influence of alcohol and/or drugs. Maryland law states that a person is considered to be boating under the influence if he or she has a blood or breath alcohol concentration of 0.08% or greater. One drink on land is equivalent to three drinks on the water.

Anchoring

Select an area to anchor with plenty of room. It should be well protected and in an area where other boats can easily see your vessel. You should never anchor in, or otherwise obstruct the passage through, channels or areas such as launching ramps or other high-traffic areas. **NEVER** anchor from the stern or rear of the boat.

Water Sports (tubing, skiing, knee boarding, etc.)

The operator of a vessel towing a person(s) on water ski's, tube, knee board, or any other towable device must be at least 12 years of age. The spotter or person responsible for watching the person(s) being towed must also be at least 12 years of age. The person(s) being towed must be wearing a life jacket at all times.

Weather

Be alert to weather conditions. Accumulating dark clouds, shifting winds and graying skies all may be indications of danger. Listen for distant thunder. Head toward the nearest safe shore if a thunderstorm is approaching.

Boarding

Stability is important when boarding a small boat. Always stay low in the boat and keep the weight as close to the center of the boat as possible.

Capsizing

If a small open boat capsizes, the best thing to do is stay with the boat until help arrives or flip the boat and paddle/swamp boat to safety.

Hypothermia

Hypothermia can occur in warm water—even when you just go for a swim. If alone, use the **H.E.L.P.** position—**H** Escape **E** Lessening **L** Posture—to reduce heat loss. While wearing a life jacket, draw your knees to your chest and cross your arms in front of you. If with a group, huddle together tightly with the smallest person in the middle if possible.



RECREATIONAL VESSELS SAFETY INFORMATION SHEET



EQUIPMENT REQUIREMENTS

A. LIFE JACKETS

One (1) wearable, U.S. Coast Guard approved life jacket on board for each person.

Life jackets must be readily accessible, in serviceable condition and fit the person intended.

All children under the age of thirteen on board a boat that is less than 21 feet in length MUST WEAR a life jacket while the vessel is underway.

Children **under the age of 4** must wear a life jacket that features:

- A strap that is secured between the child's legs to fasten together the front and back of the life jacket.
- An inflatable headrest or high collar; and
- A web handle.

For boats 16 feet or longer, throwable life ring or seat cushion (Type IV) is also required.

B. FIRE EXTINGUISHERS

One (1) Type B U.S. Coast Guard approved fire extinguisher for boats less than 26 feet in length. In case of a fire emergency, make sure all passengers are wearing their life jacket and then position the boat so that the fire is downwind. Aim the fire extinguisher at the base of the fire and sweep back and forth. Remember the word **P.A.S.S.**—Pull pin, aim at base of fire, squeeze handle and sweep side to side.

C. VISUAL DISTRESS SIGNALS

Three (3) hand-held red flares satisfy the requirement for day and night visual distress signals. They are only to be used in the event of an emergency.

D. SOUND PRODUCING DEVICE (i.e. Whistle, etc.)

All vessels must have a sound-signaling device capable of being heard at least one-half mile away.

E. CAPACITY PLATE

This plate indicates the maximum weight capacity and/or the maximum (max) number of people that the boat can carry safely in good weather. Max weight is the combined weight of passengers, gear and motors. **DO NOT** exceed either the max weight capacity or the max number of people.

F. ***Beginning April 2021, a new federal rule requires operators of recreational vessels less than 26 feet in length to use the ECOS (Engine Cut-off Switch) while operating on plane if the vessel is equipped with such a device.

RESPONSIBILITIES AS A BOAT OPERATOR:

Avoid Reckless or Negligent Operation: They are dangerous as well as ILLEGAL!

- Operating in a swimming area.
- Operating under the influence of drugs and/or alcohol.
- Operating at excessive speeds in the vicinity of other vessels or in dangerous water conditions.
- Riding on the front, sides, rear, seat backs or any other place where there is a danger of falling overboard.
- Jumping the wake of another vessel too close to that vessel.
- Overloading or overpowering the vessel beyond the limits established on the capacity plate.